

Skills for Effective Parent Advocacy

Stay Connected

www.michiganallianceforfamilies.org

info@michiganallianceforfamilies.org

1-800-552-4821



 **@MichiganAllianceForFamilies**

 **@mialliance**

 **/MichiganAlliance**

What is Advocacy?

Advocates speak up for themselves or others to make things better.

- Your experiences are valuable and can be used to improve things
- You know when something is or isn't working
- You have ideas how to make things better
- You have the only long-term connection to this child



Advocacy is a Set of Skills to Learn

1. Understand your child's disability
2. Know the key players
3. Know your rights and responsibilities
4. Being organized
5. Use clear and effective communication
6. Know how to resolve disagreements



Poll



Skill #1

Understand Your Child's Disability

Understanding Your Child's Disability



Know what your child's needs are based on their disability.

- Academic Achievement
- Functional Performance



Establish high expectations.



Share your knowledge with the IEP Team.



Use your experience to tell the IEP Team about your child's strengths and what helps your child learn.



Considerations:

- Assistive Technology
- Positive Behavior Interventions and Supports

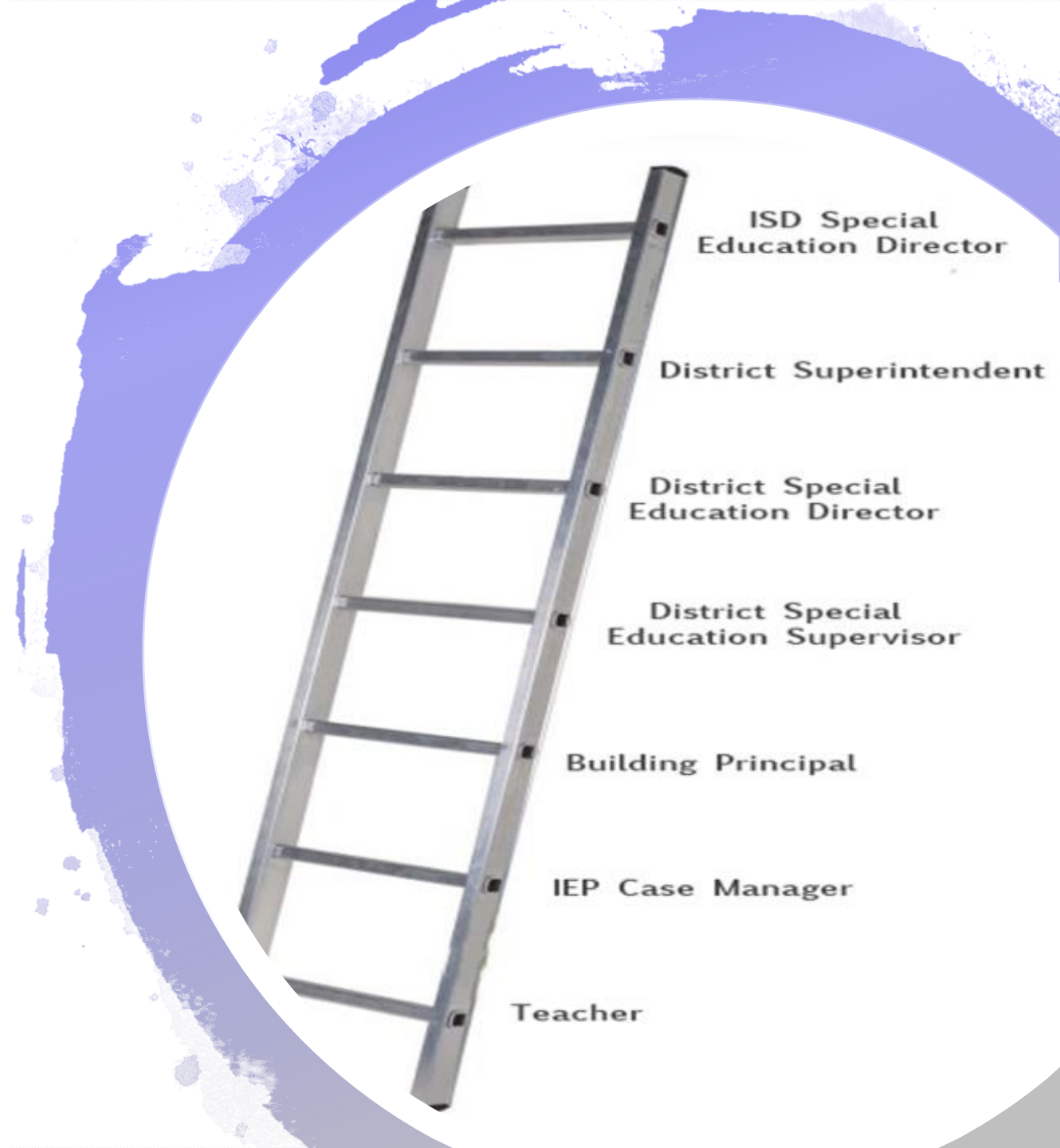
Resources:

Michigan Alliance for Families Website:

- [Disability Information](#)
- [Present Level of Academic Achievement and Functional Performance](#)
- [Individual Family Service Plan](#)
- [Assistive Technology \(AT\)](#)
- [Positive Behavior Interventions and Support \(PBIS\)](#)

Skill #2

Know the Key Players



Key Players



Know the Key Players

**Accurate
Information
is Key.**

Contact information: Name, School District, ISD, Contract, Supervisor, phone number, email.

Decision Makers/Supervisors

Best means of communication for you?

Best means of communication for staff?

***Early On*[®]: Know the Key Players**

Accurate Information is Key.

Contact information: Name, phone number, email.

Early On Coordinator

Service Coordinator

Service Providers

Early On services may be provided by several different Human Service Agencies or organization

Best means of communication for you?

Best means of communication for staff?



Skill #3

Know Your Rights and Responsibilities


Skill #3: Know Your Rights

- [Procedural Safeguards](#)
- [Students with Disabilities: An Advocates Guide](#)
- Asking to see the district's policy and special education law
- Asking questions

Resources


Michigan Alliance for Families Website:

- [Procedural Safeguards](#)
 - Webinars: Special Education Rights
 - Webinars: *Early On* Rights
- [COVID 19 – State & Federal Guidance](#)
 - Webinars – COVID 19
 - [Early On – COVID 19](#)
- [Early On – Know Your Rights](#)
- [Laws – Federal and State](#)
- [E-Newsletter](#)



#4. Being Organized

Use what works for you



Record Keeping

- IEP: This year, last year and all other years
- Progress Reports
- Outside of school evaluations



Log Notebook

- Meeting notes
- Hallway conversations
- Phone call notes



Emails and text messages

- Separate email or email folders
- Documenting informal conversations
- Keeping text messages

Resources:

Michigan Alliance for Families Website:

- [Parent Advocacy](#)
 - [Understood.org: Organizing an IEP Binder](#)



Skill #5: Use Clear & Effective Communication

Clear & Effective Communication

When you are talking...

Stay focused on the child and their needs

Before the meeting, write your questions and concerns down

Don't go alone. Take a family member or friend

Direct concerns to the person who can best address the issue

Restate your concerns if you think you were not heard the first time

Ask for draft IEP prior to the meeting – allow yourself time to fully understand the information

Clear & Effective Communication (cont')

When others are talking...

Listen – is the speaker expressing an opinion or is data being shared

Take notes

Allow speaker to finish before asking questions

Ask Clarifying questions or restate what you heard and ask if your understanding is correct

Summarize action steps and discuss timeframe

Tips for Written Communication

Reasons for putting it in writing

Making a request

Asking for clarification

Clarifying what you want to say

Asking for a decision

Documenting a verbal discussion

Tips for Written Communication – con't

Details to remember

Send to the person who can make the change.

Focus on one or two issue.

Limit length – be brief

Set a deadline, if a reply is requested

Include the date, your name and contact information

Keep a copy of letters written on paper

Michigan Alliance for Families: Resources

- [Documenting and writing letters](#) - including sample letters
- [Early On: Effectively Communicate](#)



#6. Know how to resolve disagreements

Resolving Disagreements

5 Tools

1. Informal Meeting

2. Review/Revise the IEP or Facilitated IEP

3. Mediation

4. State Complaint

5. Due Process Complaint/Hearing

Tools for Resolving Conflict



1. Informal Meeting


- Parent and district meet & try to resolve issues
- When appropriate, start with teacher or principal, and move up the chain of command

Tools for Resolving Conflict (cont'd. 2)



2. Review/Revise IEP/IFSP

- IEP Team meets to review the current IEP and make necessary revisions



Facilitated IEP/IFSP

- IEP meeting led by neutral person
- Helps keep discussion focused on students needs
- Address and defuse conflict

Tools for Resolving Conflict (cont'd. 3)



3. Mediation



- A Mediator helps parents and district talk about the issues & ways the dispute can be resolved
- Written agreement is signed by parent and district if they reach an agreement
- Mediator is neutral, has no connection with parent or district; trained in special education.


Tools for Resolving Conflict (cont'd. 4)

4. State Complaint



- A written complain is submitted to Michigan Department of Education, Office of Special Education alleging the district has violated state or federal special education rules or regulations.
- Decide if district is compliant or noncompliant

5. Due Process Complaint/Hearing



- Administrative Law Judge conducts a hearing, similar to court hearing (witnesses testify under oath, parties present exhibits & documents)
- Decision made by Administrative Law Judge, enforced by MDE/OSE

Resources:

Michigan Alliance for Families Website

- [Dispute Resolution](#)
- Webinar: Working Together When We Disagree
- Disability Rights Michigan – 800-288-5923



[Special Education Mediation Services \(SEMS\)](#)

833-KIDS-1st

Advocacy is a set of skills to learn...

1. Understand your child's disability
2. Know the key players
3. Know your rights and responsibilities
4. Being organized
5. Use clear and effective communication
6. Know how to resolve disagreements



Poll

Stay Connected

www.michiganallianceforfamilies.org

info@michiganallianceforfamilies.org

1-800-552-4821



 **@MichiganAllianceForFamilies**

 **@mialliance**

 **/MichiganAlliance**

Disclaimer and Compliance

The information expressed during this presentation is the opinion of the individual presenter(s) and may not reflect the opinions of Michigan Alliance for Families, Michigan Alliance – PTI, Michigan Department of Education, or U.S. Department of Education Office of Special Education Programs.

Compliance with Title IX

Title IX of the Education Amendments of 1972 is the landmark federal law that bans sex discrimination in schools, whether it is in curricular, extra-curricular or athletic activities.

Title IX states: “No person in the U.S. shall, on the basis of sex be excluded from participation in, or denied the benefits of, or be subject to discrimination under any educational program or activity receiving federal aid.”

The Michigan Department of Education (MDE) is in compliance with Title IX of the Education Amendments of 1972, as amended, 20 U.S.C. 1681 et seq. (Title IX), and its implementing regulation, at 34 C.F.R. Part 106, which prohibits discrimination based on sex. The MDE, as a recipient of federal financial assistance from the United States Department of Education (USED), is subject to the provisions of Title IX. MDE does not discriminate based on gender in employment or in any educational program or activity that it operates.

For inquiries and complaints regarding Title IX, contact:

Elizabeth Collins, Office of Career and Technical Education,
Michigan Department of Education, Hannah Building,
608 West Allegan, P.O. Box 30008, Lansing, MI 48909



State Board of Education Members

State Board of Education Members

Dr. Cassandra E. Ulbrich, President

Dr. Pamela Pugh, Vice President

Tiffany D. Tilley, Secretary

Tom McMillin, Treasurer

Dr. Judith Pritchett, NASBE Delegate

Ellen Cogen Lipton, Board Member

Nikki Snyder, Board Member

Jason Strayhorn, Board Member

Ex-Officio

The Honorable Gretchen Whitmer, Governor

Dr. Michael Rice, Chairman and State Superintendent



Michigan Alliance for Families

Michigan Alliance for Families is an IDEA Grant Funded Initiative of the Michigan Department of Education, Office of Special Education, and Michigan's federal Parent-Training and Information Center (PTIC) funded by U.S. Department of Education, Office of Special Education Programs (OSEP).

www.michiganallianceforfamilies.org

1-800-552-4821

info@michiganallianceforfamilies.org

